



# LinkVote Mobile Voting Guide



# LinkVote Mobile Voting Guide

**LinkVote is Link Market Services' mobile voting app which replaces paper voting cards at meetings.**

**This guide provides instructions for using LinkVote at a meeting.**

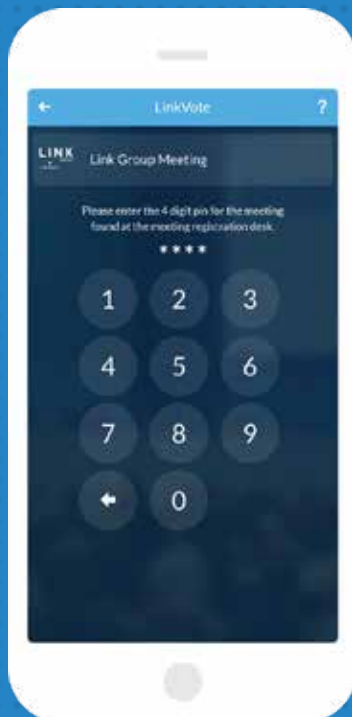
Note: The LinkVote application can be downloaded from the Apple App Store and the Google Play Store before the meeting.



3

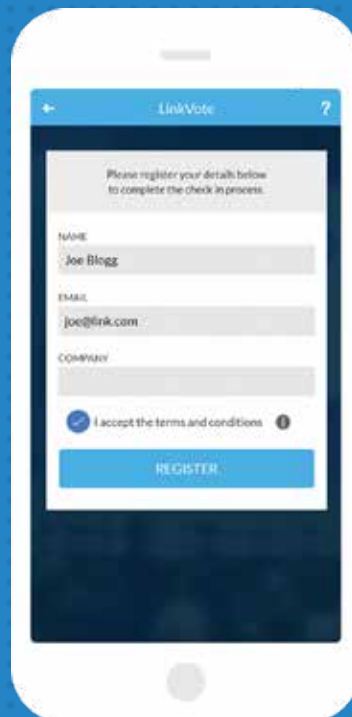
To check in at the meeting you will require the generic 4-digit meeting PIN.

The PIN is available at the meeting registration desk.



4

Once you have successfully completed the check in, please complete the registration details.



5

Once registration is completed you will require your Shareholder Number or Proxy Number to obtain your voting card.





1

Upon arrival at the meeting open your downloaded LinkVote App.

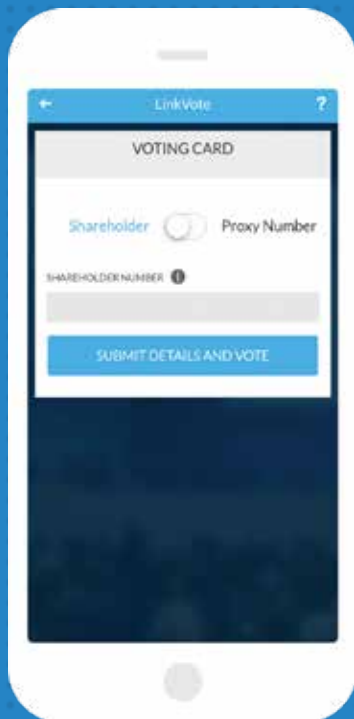
2

'CHECK IN' to the meeting you are attending.

6

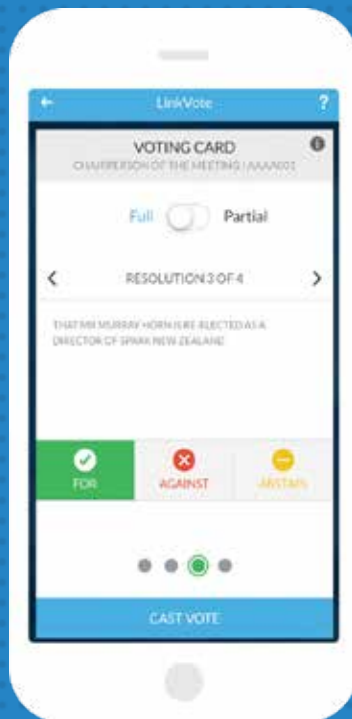
To successfully retrieve your voting card you will need to enter your Shareholder Number or Proxy Number.

Your Shareholder Number can be found on any shareholder communications. Appointed proxies will receive a Proxy Number from Link prior to the meeting. For jointly held securities, please select the representative voting.



7

Once registered you are able to vote. You can vote at any time during the meeting by completing the voting card and casting your vote.



8

Submitted votes can be edited at any time until the conclusion of the vote. If you have multiple holdings choose 'GET VOTING CARD' to make additional votes.



## Contact us

### Australia

T +61 2 8280 7100

E [info@linkmarketservices.com.au](mailto:info@linkmarketservices.com.au)

### New Zealand

T +64 9 375 5998

E [enquiries@linkmarketservices.co.nz](mailto:enquiries@linkmarketservices.co.nz)

### United Arab Emirates

T +27 72 6299034

E [paular@linkmarketservices.co.za](mailto:paular@linkmarketservices.co.za)